

# **Enhanced 180° Viewfinder**

Underwater Viewfinder

**Instruction manual**



# Warranty

1. All NAUTICAM Products are warranted against any material and manufacturing defects for one year from the date of purchase for consumer use.
2. NAUTICAM accepts no liability for any damage to and defects in the viewfinder caused by improper use and/or poor maintenance; it is the responsibility of the owner to carefully follow the instructions in this manual.
3. NAUTICAM does not hold responsibility for damage, of any nature, to any equipment used with the viewfinder.
4. NAUTICAM accepts no liability for any loss of captured images or the inability to capture images even if it is due to the malfunctioning or leakage of the viewfinder.
5. This warranty only applies to products purchased from authorised NAUTICAM dealers and does not extend beyond the original retail purchaser.
6. Unauthorised modifications and/or repairs of the port will automatically invalidate this warranty.
7. To return products for service, please contact our regional distributor, normally you would need to notify them by email first and ship them the product by registered mail, along with your contact details and a brief description of the defect.

# Precautions

1. A water-tight test without the camera inside the housing is highly recommended when using the system for the first time and after the changing of viewfinder and O-ring(s).
1. Do not use lubricants from other brands with the silicone rubber O-rings on this product, only use the lubricant provided by NAUTICAM.
2. Discontinue use immediately should you notice any leakage.
3. Store the product in a robust, shock-proof container during transportation.
4. Do not detach the product from the housing in a wet or sandy environment.
5. Do not store the product in an environment of high humidity.
6. Do not expose the product to direct sunlight for prolonged periods.
7. Keep out of reach of children, failure to do so could result in injury.
8. Defective products should be shipped to our distributors for service, unauthorized disassembling and/or modifications could result in malfunction or leakage.

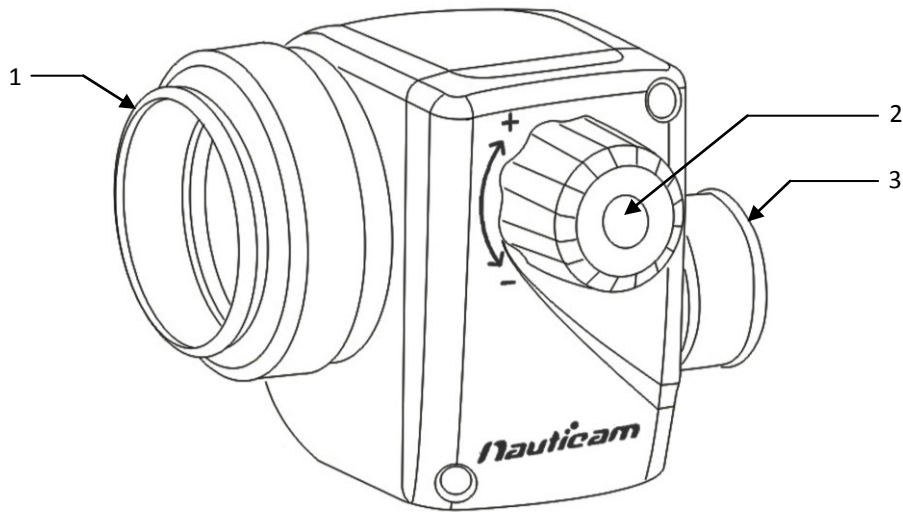
# Table of Contents

<i>Specifications</i>	3
<i>Identification of Parts</i>	4
<i>Changing the viewfinder</i>	5
<i>Care and Maintenance</i>	6

## Specifications

Construction	Casing:	Aluminium alloy
	Surface treatment:	Anodised
	Lenses and prisms:	Multi-layer coated optical glass
Dimensions	103 mm x 90 mm x 73 mm	
Weight	560 g	

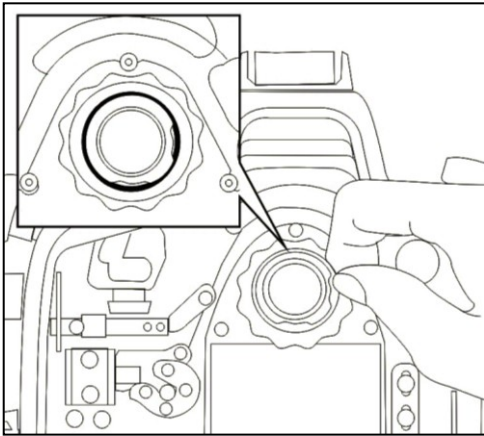
# Identification of Parts



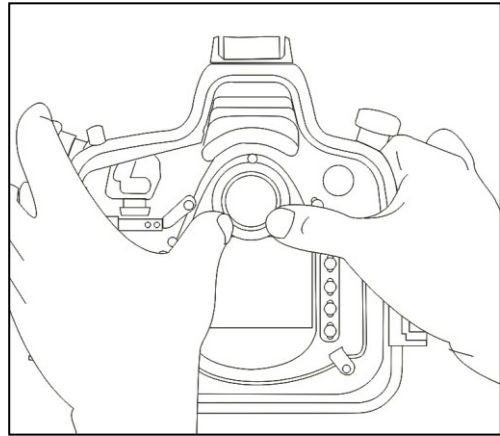
1	Eyepiece
2	Dioptic adjustment knob
3	Entrance pupil

# Changing the Viewfinder

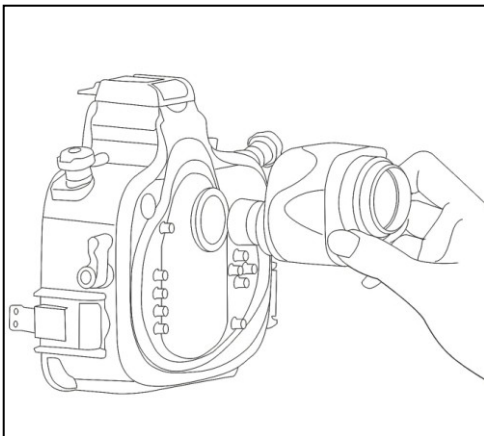
Please follow the steps below to change from the 0.66x viewfinder to the Enhanced 180° viewfinder on Nauticam housings.



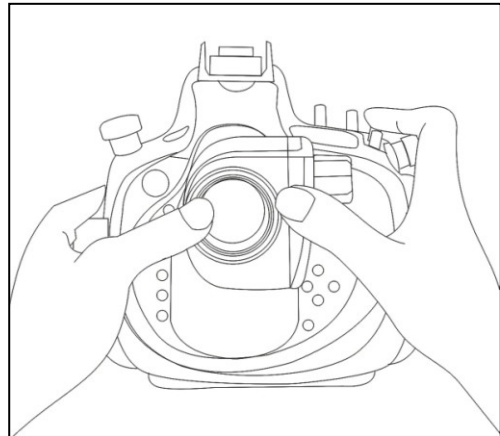
1. Remove the O-ring of the 0.66x viewfinder inside the rear half of the housing by making use of the recess on the viewfinder.



2. Gently push the viewfinder from the inside of the housing.



3. Align the viewfinder with the sleeve in the display window as shown in the diagram.



4. Push the viewfinder from the outside of the housing until it cannot go in any further.
5. Place the retainer O-ring of the viewfinder back from inside the housing.
5. housing.

# Care and Maintenance

1. After each use, wipe the viewfinder with a towel before detaching it from the housing.
2. After each day of diving, it is advisable to have the O-rings removed from their grooves with the O-ring remover and inspected for damage, also check that the O-rings retain their original circular shape; never stretch the O-rings excessively or remove them with a sharp object. The O-ring grooves should be cleaned to ensure they are free from any salt deposit or foreign material; lightly coat the O-rings with the provided lubricant before reinstalling it in the groove. A damaged O-ring should be discarded immediately and replaced only with one that is provided by NAUTICAM.
3. Replace the O-rings annually.

**NAUTICAM International Limited**  
**Room 2203,**  
**CCT Telecom Building,**  
**11 Wo Shing Street,**  
**Fotan, HONG KONG**

**Email: [enquiry@nauticam.com](mailto:enquiry@nauticam.com)**  
**Tel: +852 2690 2711**  
**Fax: +852 2690 9778**

